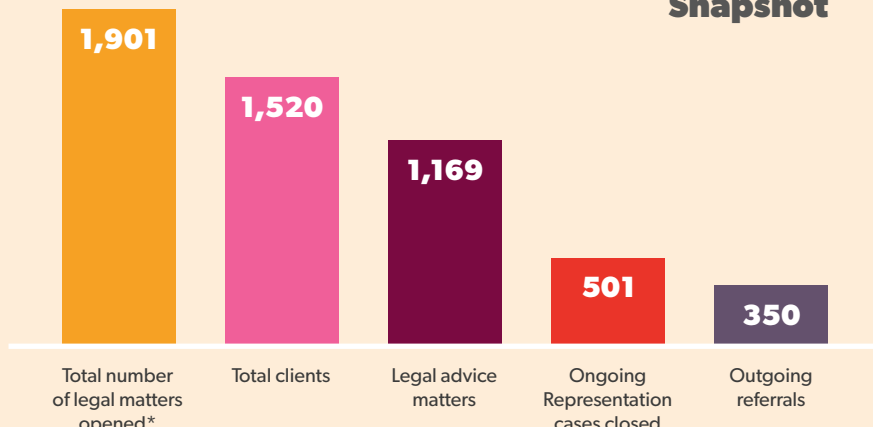
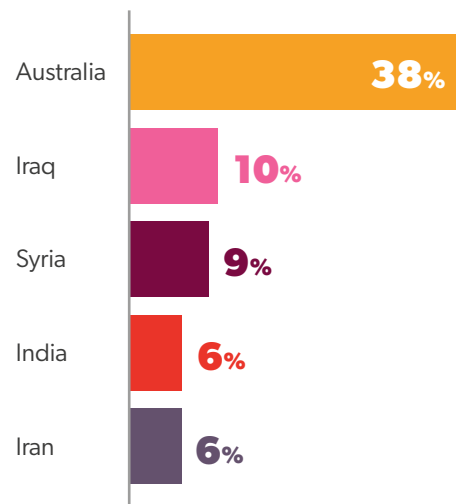


Snapshot



*Including ongoing representation for 533 new matters.

Top 5 countries of birth

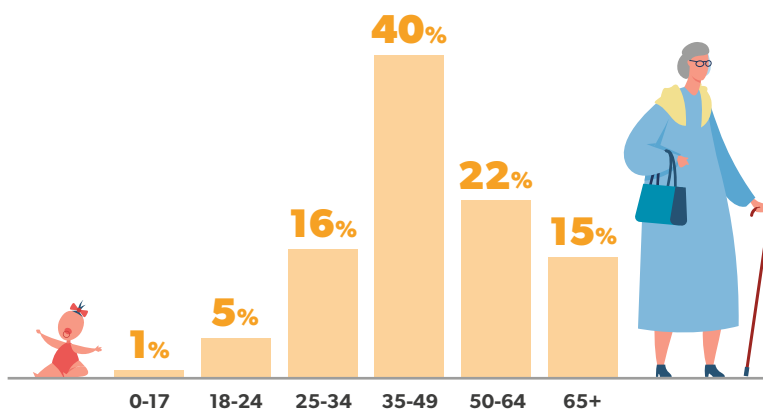


Top 10 Problem types (%)



- 15% Immigration
- 13% Fines
- 12% Family or domestic violence
- 7% Divorce
- 7% Wills
- 6% Parenting Plan
- 5% Property in marriage
- 4% Motor vehicle accidents
- 3% Child contact or contact orders
- 3% Separation

Age (%)



FINE



**Fines withdrawn/
debts settled**

\$140,054

Equivalent to:
280 weeks of rent, or
933 weeks of grocery, or
1,750 months of energy bills

500+

people attended our
Community Legal
Education sessions

58

students participated in
our Social Justice Project
legal clinic in FY 23/24

Changes in client profile

| | | 22/23 | 23/24 |
|--|-------|-----------|-----------|
| Aboriginal and/or Torres Strait Islander | | 8 (1%) | 18 (1%) |
| Culturally or Linguistically Diverse Backgrounds | | 854 (53%) | 832 (55%) |
| Disability | | 249 (16%) | 298 (20%) |
| Experiencing Family Violence or Victim Survivors | Women | 270 (29%) | 280 (30%) |
| | Men | 65 (11%) | 45 (8%) |
| Experiencing Financial Disadvantage | | 844 (53%) | 943 (62%) |
| Homeless or at Risk of Homelessness | | 63 (4%) | 78 (5%) |
| Mental Health Issue | | 111 (7%) | 134 (9%) |
| Unemployed | | 490 (30%) | 614 (40%) |
| Women | | 918 (57%) | 930 (61%) |